



NRI DEPARTMENT

Government of Uttar Pradesh

UP NRI Portal

...a pragmatic step towards digital empowerment



E - Newsletter Vol-1

UP NRI Portal

**UP NRI Department
Govt. of Uttar Pradesh**

Prelude



- Govt. of Uttar Pradesh has launched a dedicated UP NRI portal to connect with UP NRI diaspora.
- This portal aims to establish a collaboration between UP NRI Department and UP NRI Diaspora towards a continuous growth journey of Uttar Pradesh



- The purpose of the NRI portal is to Connect, Encourage, Recognize, Support and Facilitate UP NRIs in every way possible
- Enhance the sense of belongingness towards their Motherland amongst UP NRIs

UP NRI Portal



URL: <https://nri.up.gov.in/>

The UP NRI portal was launched by Hon'ble Chief Minister, Shri Yogi Adityanath on 25th August 2020

Key Features of UP NRI Portal

- UP NRI Portal is a one stop solution aimed at facilitating NRIs as well as citizens of the State who are seeking job opportunities overseas.
- The portal is currently offering following key services:

01

NRI Card – To provide distinct identity to UP NRIs/ PIOs/ OCIs

02

UPFC Job Seeker/Employer Registration

03

UP Pravasi Bhartiya Ratna Awards

04

Pravasi Bhartiya Diwas – To connect NRIs with business professionals and Govt. officials

05

Grievance Redressal – Registration and timely redressal of grievances faced by UP NRIs

06

Passport Renewal facilitation

Step by step process for availing online services on UP NRI Portal

Step 1: User needs to visit UP NRI Portal URL to avail the service offerings:

- Go to <https://nri.up.gov.in/>; Click on “Online Services” and Select online service option as shown below:


The screenshot shows the UP NRI Portal website. The header includes navigation links like HOME, TENDERS, NRI POLICE SUPPORT, NIVESH MITRA, TECHNICAL SUPPORT, and a search bar. The main navigation bar has links for ABOUT US, ORGANISATION, ABOUT UP, BUSINESS IN UP, MIGRANT RESOURCE CENTRE, NRI CONNECT, ONLINE SERVICES (highlighted with a red box), E-CITIZEN, MEDIA, and CONTACT. Below the navigation bar, there is a section for the 15th PBD Convention. A red box highlights the 'ONLINE SERVICES' menu, which lists various services for NRIs, including Apply for UP NRI Card, U. P. Pravasi Bhartiya Ratna Puraskar, Pravasi Bhartiya Divas, Register Grievance, Raise Query, Give Feedback & Suggestions, Apply for Overseas Employment, and Discover Your Roots. A red arrow points from the 'ONLINE SERVICES' menu to a red box containing the text 'Online Services tab on UP NRI Portal'. Another red arrow points from the 'Register Grievance' service to a red box containing the text 'List of online services available to UP NRIs'.

Online Services tab on UP NRI Portal

List of online services available to UP NRIs

Step 2: Registration Process

- Users select category (Individual or Group of NRIs) and fill required details. Post submission of details, mobile no. & email ID will be verified through OTP (one time password)
- This step is required for all service offerings through UP NRI Portal.

**NRI DEPARTMENT**
Government of Uttar Pradesh

Instruction

- ❑ Fill your Passport No., Password & Captcha in the respective fields of Login page and submit it. You will be logged in thereafter and can proceed for necessary action.

Note: In case you have forgotten your password then click on **Forgot Password?** link and submit your User ID. Thereafter, we'll send a One Time Password on your registered Email ID and Mobile No. for verification.



- ❑ For Services, Schemes & Policies related issues, feel free to contact us at +91 522 4954646 or mail your query at nicellup@gmail.com
- ❑ If you need any technical assistance regarding UP NRI Portal then contact our technical helpline number +91 522 4150500

NRI LOGIN / प्रवासी भारतीय लॉगिन

User ID / यूज़र आईडी*

Password / पासवर्ड*

Captcha / कैप्चा




[Forgot Password? पासवर्ड भूल गए?](#)[Click Here for New Registration नए पंजीकरण हेतु यहां क्लिक करें](#)

Guidelines to use the UP NRI portal

User to login to avail required online service on UP NRI portal


Step 3: User Dashboard facility available on portal


**NRI DEPARTMENT**
Government of Uttar Pradesh


Dashboard / डैशबोर्ड

Dashboard

- Application Form for UPNRI Card / उ०प्र० प्रवासी भारतीय कार्ड हेतु आवेदन पत्र
- Apply for Participation in UP NRI Divas / उ०प्र० प्रवासी भारतीय दिवस में भाग लेने हेतु आवेदन करें
- Apply for Participation in UP NRI Divas / उ०प्र० प्रवासी भारतीय दिवस में भाग लेने हेतु आवेदन करें
- Grievances / शिकायतें
- Raise Query / प्रश्न पूछें
- Feedback & Suggestions / प्रतिक्रिया और सुझाव

**Guidelines to Apply for UP NRI Card**
उ०प्र० प्रवासी भारतीय कार्ड हेतु आवेदन के लिए निर्देश

**Guidelines to Apply for Participation in UP NRI Divas**
उ०प्र० प्रवासी भारतीय दिवस में भाग लेने हेतु आवेदन के लिए निर्देश

**Guidelines to Apply for Nomination for UP Pravasi Bhartiya Ratna Puruskar**
उ०प्र० प्रवासी भारतीय रत्न पुरस्कार नामांकन हेतु आवेदन के लिए निर्देश

Application for UP NRI Card
उ०प्र० प्रवासी भारतीय कार्ड हेतु आवेदन पत्र

Grievances / शिकायतें

Raise Query / प्रश्न पूछें

Feedback & Suggestions / प्रतिक्रिया और सुझाव

Passport Renewal

Frequently Asked Questions (FAQ) about UP NRI Portal

Q1. How to apply online for NRI Card @ nri.up.gov.in?

- Visit the Official Website of the UP NRI Department, Click on the 'Apply for UP NRI Card' on the same page., it then redirects the online user to the Login Page.

Q2. Can I Apply for the UP NRI Card in offline mode?

- No, at present, the applicants can't apply for the UP NRI Card in Offline Mode

Q3. Who announced the UP NRI's portal for the citizens?

- Hon'ble Chief Minister of Uttar Pradesh, Shri Yogi Adityanath, announced the UP NRI Portal for the citizens of UP.

Q4. Do I need to upload any documents for getting registered on the UP NRI OMRA Portal?

- Yes, the applicants should upload their resume, scanned copy of photograph, and scanned signature.

Q5. Can we make changes in the application form after the registration process of Overseas Employment Exchange?

- No, the applicants are not allowed to make any modifications once the registration form is submitted.

For more information, log on to: <https://nri.up.gov.in/>

Reach out to us in case of any query

18, Madan Mohan Malviya Marg, Lucknow, Uttar Pradesh, India

UP NRI Cell Helpline +91-522-4954646/ 4042663

Email: nricecellup@gmail.com

Website: <https://nri.up.gov.in/>